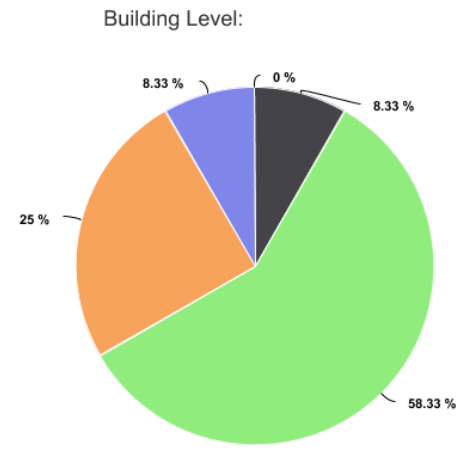


Alumni Survey 2017

Building Level:

Response	Number of Responses	Percent
Birth to 5	0	0%
Elementary	1	8.33%
Middle	7	58.33%
Secondary	3	25%
Other	1	8.33%



If other was selected, please specify building level here:

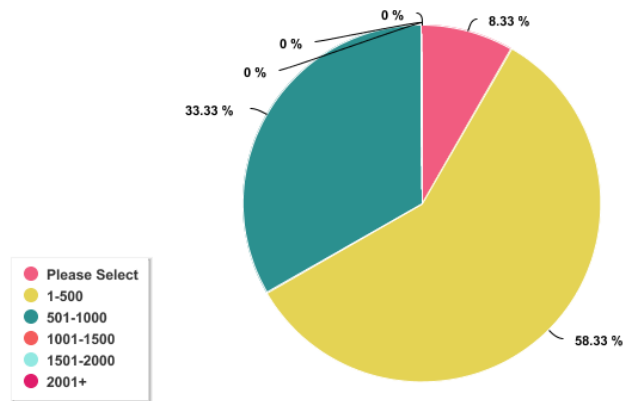
Response	Number of Responses
Text Question	1

Total Responses: 1

Average Number of Students in Building

Response	Number of Responses	Percent
Please Select	1	8.33%
1-500	7	58.33%
501-1000	4	33.33%
1001-1500	0	0%
1501-2000	0	0%
2001+	0	0%

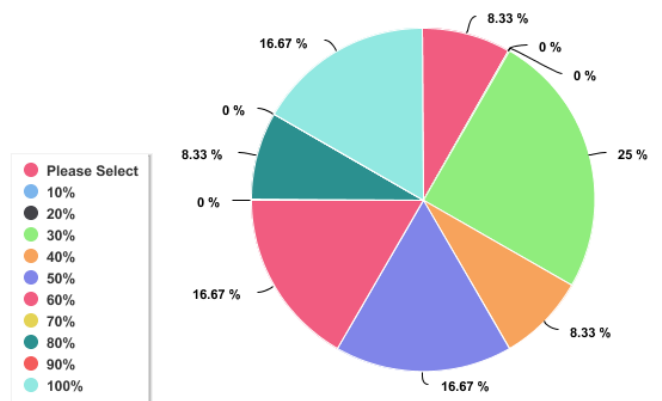
Average Number of Students in Building



SES (Percentage of Students Qualifying for Free and Reduced Lunch)

Response	Number of Responses	Percent
Please Select	1	8.33%
10%	0	0%
20%	0	0%
30%	3	25%
40%	1	8.33%
50%	2	16.67%
60%	2	16.67%
70%	0	0%
80%	1	8.33%
90%	0	0%
100%	2	16.67%

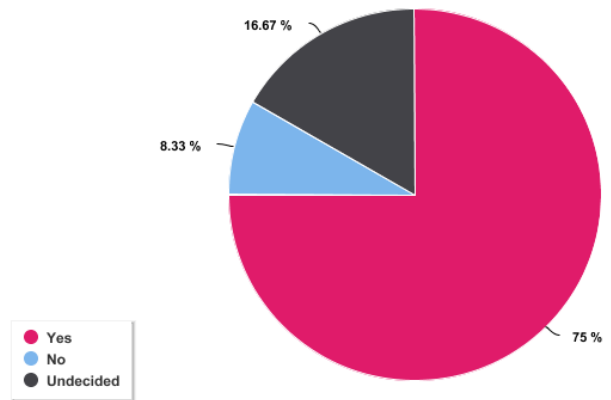
SES (Percentage of Students Qualifying for Free and Red...



Do you plan to teach in your current district next school year?

Response	Number of Responses	Percent
Yes	9	75%
No	1	8.33%
Undecided	2	16.67%

Do you plan to teach in your current district next scho...



Why or why not?

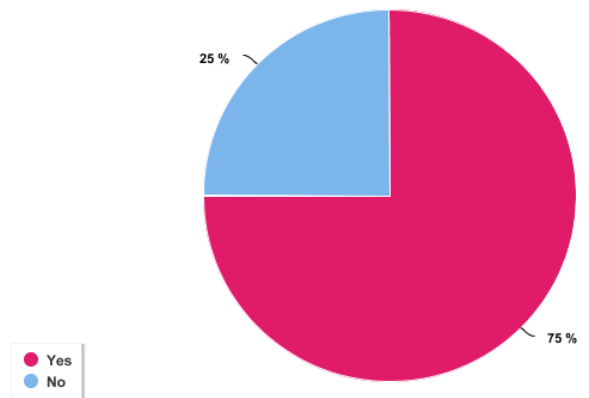
Response	Number of Responses
Text Question	12

Total Responses: 12

Do you hold or have you been asked to take on any leadership roles?

Response	Number of Responses	Percent
Yes	9	75%
No	3	25%

Do you hold or have you been asked to take on any leade...



If so, please describe briefly

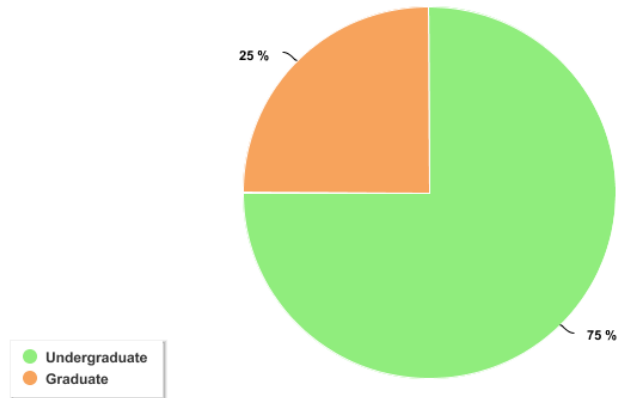
Response	Number of Responses
Text Question	12

Total Responses: 12

What level of degree did you earn at Malone University?

Response	Number of Responses	Percent
Undergraduate	9	75%
Graduate	3	25%

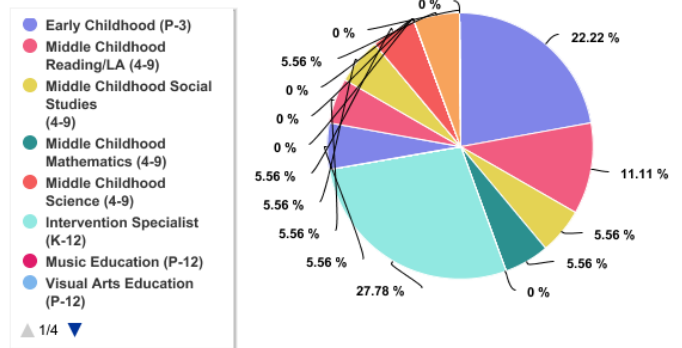
What level of degree did you earn at Malone University?



Licensure Area (check all that apply):

Response	Number of Responses	Percent
Early Childhood (P-3)	4	22.22%
Middle Childhood Reading/LA (4-9)	2	11.11%
Middle Childhood Social Studies (4-9)	1	5.56%
Middle Childhood Mathematics (4-9)	1	5.56%
Middle Childhood Science (4-9)	0	0%
Intervention Specialist (K-12)	5	27.78%
Music Education (P-12)	0	0%
Visual Arts Education (P-12)	0	0%
Physical Education (P-12)	0	0%
Health Education (P-12)	0	0%
Spanish Education (P-12)	0	0%
Integrated Mathematics (7-12)	1	5.56%
Integrated Social Studies (7-12)	1	5.56%
Integrated Language Arts (7-12)	1	5.56%
Integrated Science (7-12)	0	0%
Life Science/Biology (7-12)	1	5.56%
Life Science/Chemistry (7-12)	0	0%
Physical Science (7-12)	0	0%
Curriculum & Instruction	0	0%
Curriculum, Instruction & Professional Development (Administrative Specialist License)	0	0%
Educational Leadership (Principal License)	0	0%
Reading Endorsement	1	5.56%
Early Childhood Generalist Endorsement	0	0%
Other (please specify in following textbox)	0	0%

Licensure Area (check all that apply):



Other licensure area (if applicable):

Response	Number of Responses
Text Question	0

Total Responses: 0

Year of Graduation:

Response	Number of Responses
Text Question	12

Total Responses: 12

<DD>Integrity

Response	Number of Responses	Percent
Not at All(1)	0	0%
Somewhat(2)	0	0%
Adequately(3)	1	8.33%
Very Well(4)	11	91.67%

Total Responses: 12

Range: 1.00

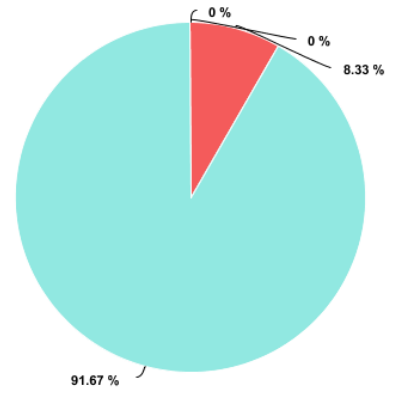
Mean: 3.92

Median: 4.00

Mode: 4.00

Standard Deviation: 0.28

Integrity



<DD>Compassion

Response	Number of Responses	Percent
Not at All(1)	0	0%
Somewhat(2)	0	0%
Adequately(3)	2	16.67%
Very Well(4)	10	83.33%

Total Responses: 12

Range: 1.00

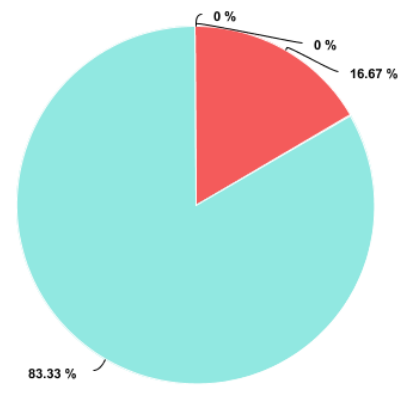
Mean: 3.83

Median: 4.00

Mode: 4.00

Standard Deviation: 0.37

Compassion



<DD>Service

Response	Number of Responses	Percent
Not at All(1)	0	0%
Somewhat(2)	0	0%
Adequately(3)	2	16.67%
Very Well(4)	10	83.33%

Total Responses: 12

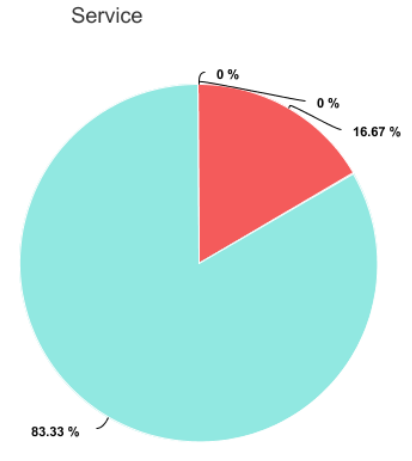
Range: 1.00

Mean: 3.83

Median: 4.00

Mode: 4.00

Standard Deviation: 0.37



<DD>Teaching

Response	Number of Responses	Percent
Not at All(1)	0	0%
Somewhat(2)	1	8.33%
Adequately(3)	2	16.67%
Very Well(4)	9	75%

Total Responses: 12

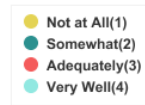
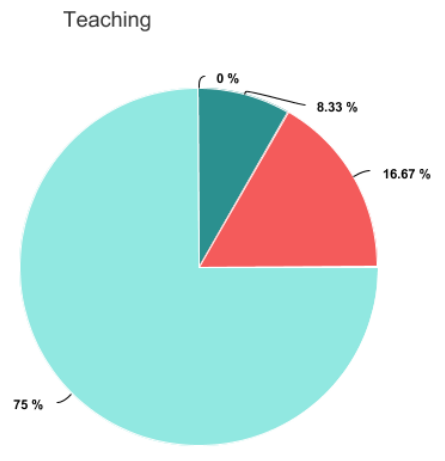
Range: 2.00

Mean: 3.67

Median: 4.00

Mode: 4.00

Standard Deviation: 0.62



<DD>Learning

Response	Number of Responses	Percent
Not at All(1)	0	0%
Somewhat(2)	1	8.33%
Adequately(3)	2	16.67%
Very Well(4)	9	75%

Total Responses: 12

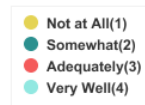
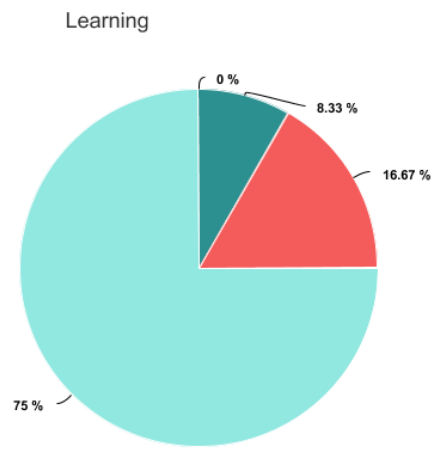
Range: 2.00

Mean: 3.67

Median: 4.00

Mode: 4.00

Standard Deviation: 0.62



<DD>Advocacy

Response	Number of Responses	Percent
Not at All(1)	0	0%
Somewhat(2)	2	16.67%
Adequately(3)	3	25%
Very Well(4)	7	58.33%

Total Responses: 12

Range: 2.00

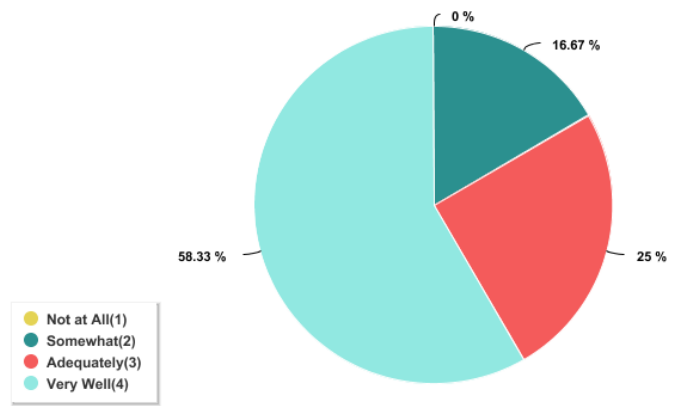
Mean: 3.42

Median: 4.00

Mode: 4.00

Standard Deviation: 0.76

Advocacy



Master the content for which you have educational responsibility?

Response	Number of Responses	Percent
Not at All(1)	0	0%
Somewhat(2)	3	25%
Adequately(3)	4	33.33%
Very Well(4)	5	41.67%

Total Responses: 12

Range: 2.00

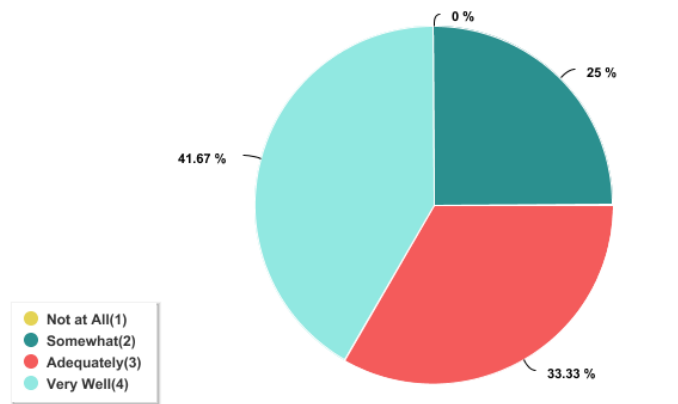
Mean: 3.17

Median: 3.00

Mode: 4.00

Standard Deviation: 0.80

Master the content for which you have educational re...



Demonstrate competence in the process of planning developmentally appropriate educational experiences?

Response	Number of Responses	Percent
Not at All(1)	0	0%
Somewhat(2)	0	0%
Adequately(3)	6	50%
Very Well(4)	6	50%

Total Responses: 12

Range: 1.00

Mean: 3.50

Median: 3.50

Mode: 3.00, 4.00

Standard Deviation: 0.50

Demonstrate competence in the process of planning de...

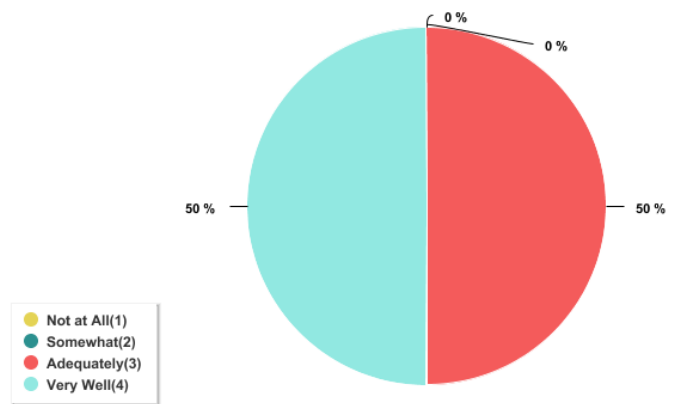


Exhibit effective techniques which promote learning for all students regardless of race, culture, gender, creed or ability?

Response	Number of Responses	Percent
Not at All(1)	0	0%
Somewhat(2)	1	8.33%
Adequately(3)	5	41.67%
Very Well(4)	6	50%

Total Responses: 12

Range: 2.00

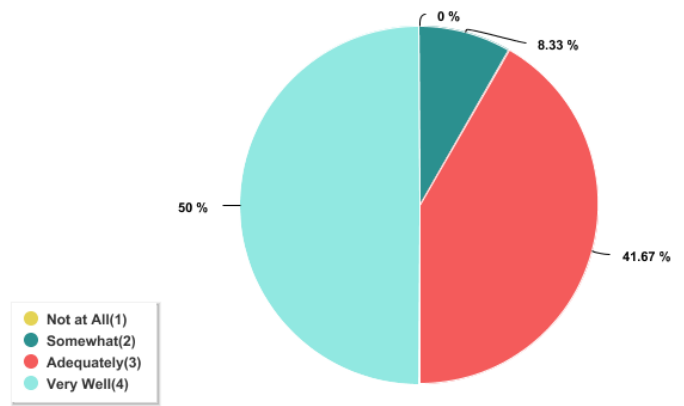
Mean: 3.42

Median: 3.50

Mode: 4.00

Standard Deviation: 0.64

Exhibit effective techniques which promote learning ...



Use organizational and behavioral management strategies that create an educational environment conducive to effective learning and growth?

Response	Number of Responses	Percent
Not at All(1)	0	0%
Somewhat(2)	2	16.67%
Adequately(3)	7	58.33%
Very Well(4)	3	25%

Total Responses: 12

Range: 2.00

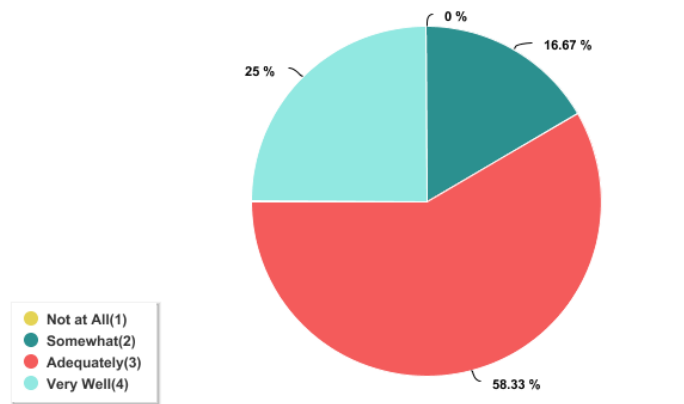
Mean: 3.08

Median: 3.00

Mode: 3.00

Standard Deviation: 0.64

Use organizational and behavioral management strateg...



Evaluate and support student learning and growth by utilizing varied assessments to environment conducive to effective learning and growth?

Response	Number of Responses	Percent
Not at All(1)	0	0%
Somewhat(2)	3	25%
Adequately(3)	4	33.33%
Very Well(4)	5	41.67%

Total Responses: 12

Range: 2.00

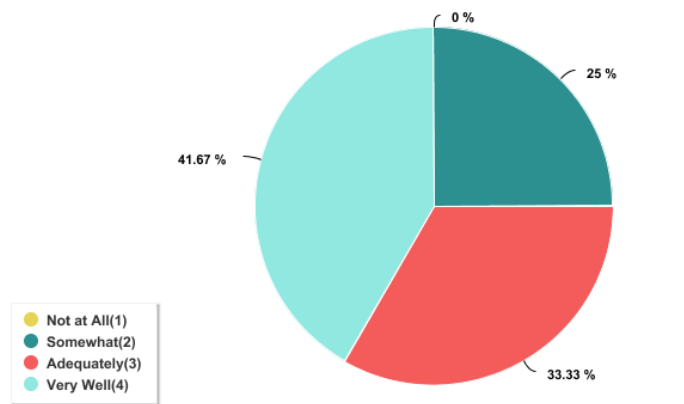
Mean: 3.17

Median: 3.00

Mode: 4.00

Standard Deviation: 0.80

Evaluate and support student learning and growth by ...



Display professionalism?

Response	Number of Responses	Percent
Not at All(1)	0	0%
Somewhat(2)	0	0%
Adequately(3)	2	16.67%
Very Well(4)	10	83.33%

Total Responses: 12

Range: 1.00

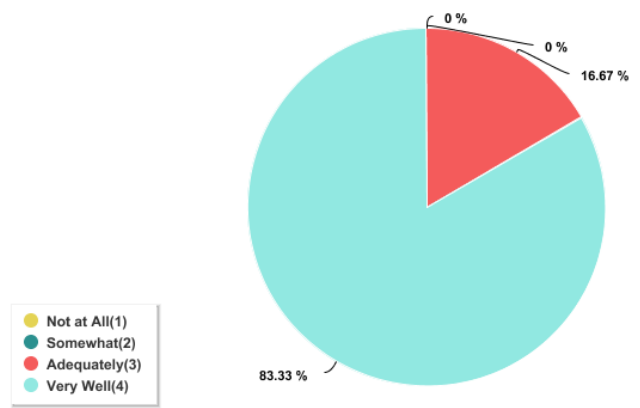
Mean: 3.83

Median: 4.00

Mode: 4.00

Standard Deviation: 0.37

Display professionalism?



Take ownership of professional growth?

Response	Number of Responses	Percent
Not at All(1)	0	0%
Somewhat(2)	1	8.33%
Adequately(3)	5	41.67%
Very Well(4)	6	50%

Total Responses: 12

Range: 2.00

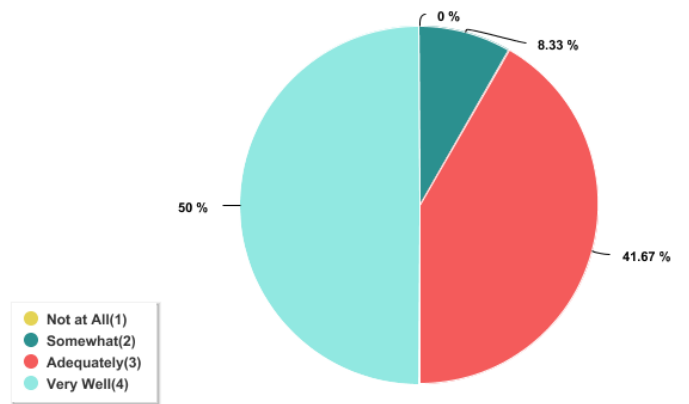
Mean: 3.42

Median: 3.50

Mode: 4.00

Standard Deviation: 0.64

Take ownership of professional growth?



<DD>Instruction

Response	Number of Responses	Percent
Not at All(1)	0	0%
Somewhat(2)	0	0%
Adequately(3)	6	50%
Very Well(4)	6	50%

Total Responses: 12

Range: 1.00

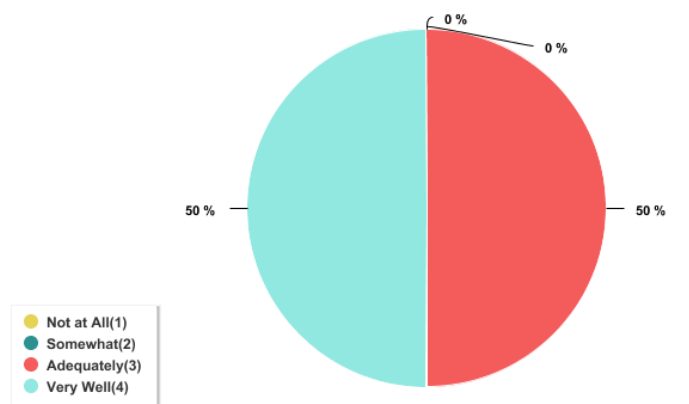
Mean: 3.50

Median: 3.50

Mode: 3.00, 4.00

Standard Deviation: 0.50

Instruction



<DD>Communication

Response	Number of Responses	Percent
Not at All(1)	0	0%
Somewhat(2)	1	8.33%
Adequately(3)	4	33.33%
Very Well(4)	7	58.33%

Total Responses: 12

Range: 2.00

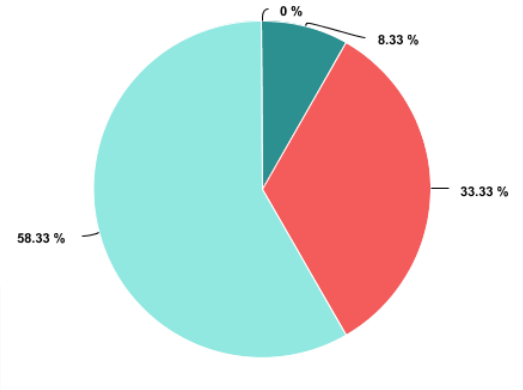
Mean: 3.50

Median: 4.00

Mode: 4.00

Standard Deviation: 0.65

Communication



<DD>Collaboration

Response	Number of Responses	Percent
Not at All(1)	0	0%
Somewhat(2)	1	8.33%
Adequately(3)	5	41.67%
Very Well(4)	6	50%

Total Responses: 12

Range: 2.00

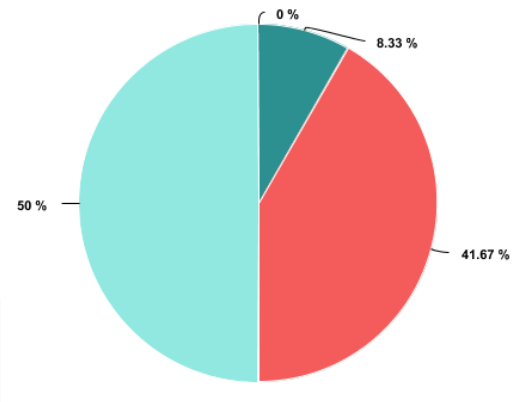
Mean: 3.42

Median: 3.50

Mode: 4.00

Standard Deviation: 0.64

Collaboration



<DD>Creativity

Response	Number of Responses	Percent
Not at All(1)	0	0%
Somewhat(2)	2	16.67%
Adequately(3)	4	33.33%
Very Well(4)	6	50%

Total Responses: 12

Range: 2.00

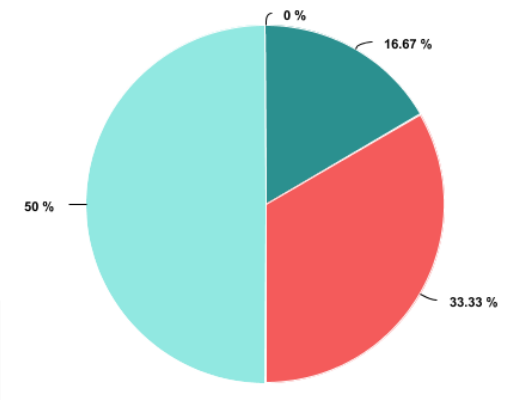
Mean: 3.33

Median: 3.50

Mode: 4.00

Standard Deviation: 0.75

Creativity



<DD>Family

Response	Number of Responses	Percent
Not at All(1)	0	0%
Somewhat(2)	2	16.67%
Adequately(3)	4	33.33%
Very Well(4)	6	50%

Total Responses: 12

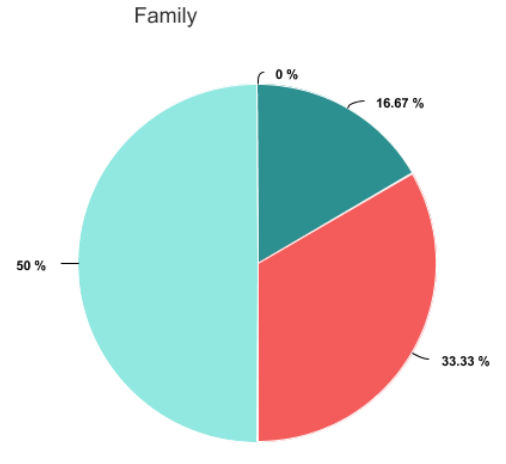
Range: 2.00

Mean: 3.33

Median: 3.50

Mode: 4.00

Standard Deviation: 0.75



<DD>Teachers

Response	Number of Responses	Percent
Not at All(1)	0	0%
Somewhat(2)	0	0%
Adequately(3)	4	33.33%
Very Well(4)	8	66.67%

Total Responses: 12

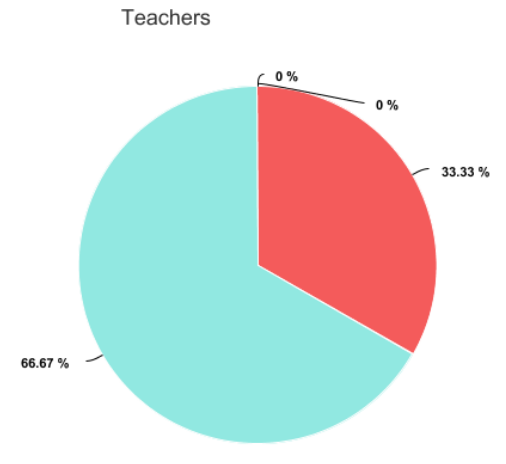
Range: 1.00

Mean: 3.67

Median: 4.00

Mode: 4.00

Standard Deviation: 0.47



<DD>Building Leaders

Response	Number of Responses	Percent
Not at All(1)	0	0%
Somewhat(2)	2	16.67%
Adequately(3)	6	50%
Very Well(4)	4	33.33%

Total Responses: 12

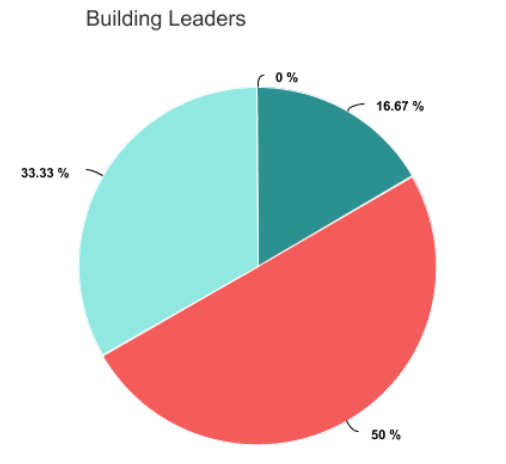
Range: 2.00

Mean: 3.17

Median: 3.00

Mode: 3.00

Standard Deviation: 0.69



<DD>Community

Response	Number of Responses	Percent
Not at All(1)	0	0%
Somewhat(2)	3	25%
Adequately(3)	8	66.67%
Very Well(4)	1	8.33%

Total Responses: 12

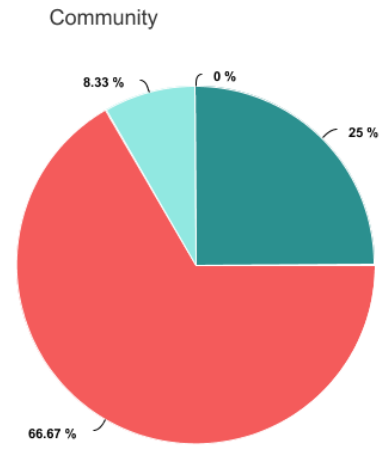
Range: 2.00

Mean: 2.83

Median: 3.00

Mode: 3.00

Standard Deviation: 0.55



<DD>Written form

Response	Number of Responses	Percent
Not at All(1)	0	0%
Somewhat(2)	0	0%
Adequately(3)	4	33.33%
Very Well(4)	8	66.67%

Total Responses: 12

Range: 1.00

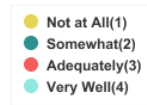
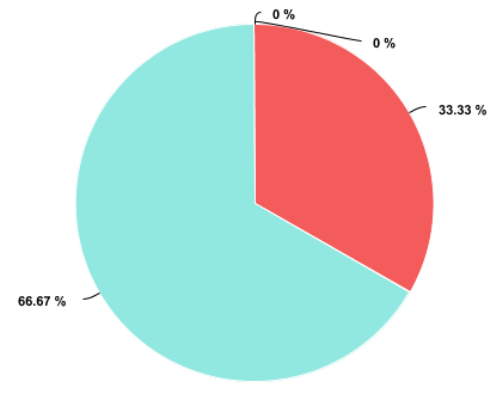
Mean: 3.67

Median: 4.00

Mode: 4.00

Standard Deviation: 0.47

Written form



<DD>Oral form

Response	Number of Responses	Percent
Not at All(1)	0	0%
Somewhat(2)	0	0%
Adequately(3)	5	41.67%
Very Well(4)	7	58.33%

Total Responses: 12

Range: 1.00

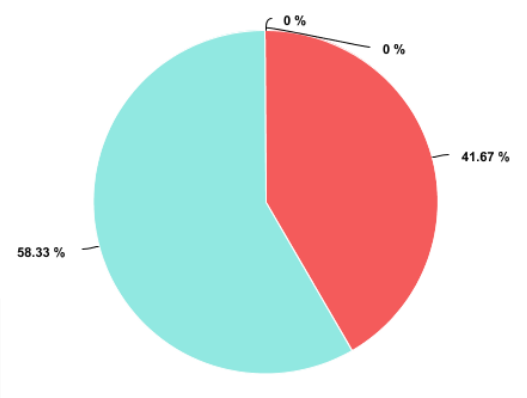
Mean: 3.58

Median: 4.00

Mode: 4.00

Standard Deviation: 0.49

Oral form



<DD>Demonstrate a commitment to insure others' needs are met without expectation of personal gain?

Response	Number of Responses	Percent
Not at All(1)	0	0%
Somewhat(2)	0	0%
Adequately(3)	3	25%
Very Well(4)	9	75%

Total Responses: 12

Range: 1.00

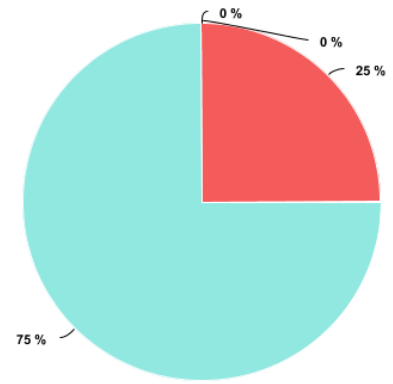
Mean: 3.75

Median: 4.00

Mode: 4.00

Standard Deviation: 0.43

Demonstrate a commitment to insure others' needs ar...



<DD>Demonstrate a commitment to address the needs of all students in a caring, nondiscriminatory, and equitable manner?

Response	Number of Responses	Percent
Not at All(1)	0	0%
Somewhat(2)	0	0%
Adequately(3)	3	25%
Very Well(4)	9	75%

Total Responses: 12

Range: 1.00

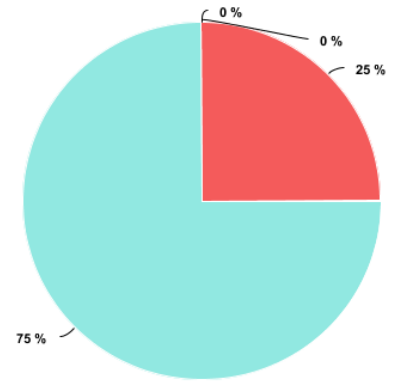
Mean: 3.75

Median: 4.00

Mode: 4.00

Standard Deviation: 0.43

Demonstrate a commitment to address the needs of al...



<DD>Demonstrate a commitment to apply all relevant knowledge, skills, dispositions, experiences and resources in order to provide the very best learning experience for all students?

Response	Number of Responses	Percent
Not at All(1)	0	0%
Somewhat(2)	0	0%
Adequately(3)	3	25%
Very Well(4)	9	75%

Total Responses: 12

Range: 1.00

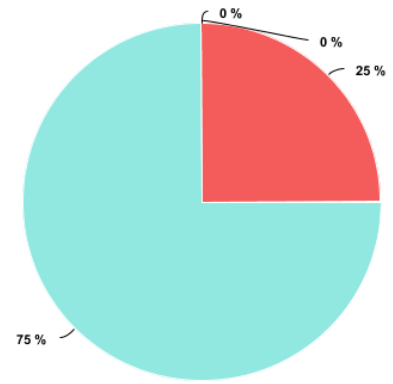
Mean: 3.75

Median: 4.00

Mode: 4.00

Standard Deviation: 0.43

Demonstrate a commitment to apply all relevant know...



<DD>Demonstrate a commitment to providing appropriate educational opportunities regardless of students' socioeconomic status, race/ethnicity, abilities or exceptional learning needs?

Response	Number of Responses	Percent
Not at All(1)	0	0%
Somewhat(2)	0	0%
Adequately(3)	4	33.33%
Very Well(4)	8	66.67%

Total Responses: 12

Range: 1.00

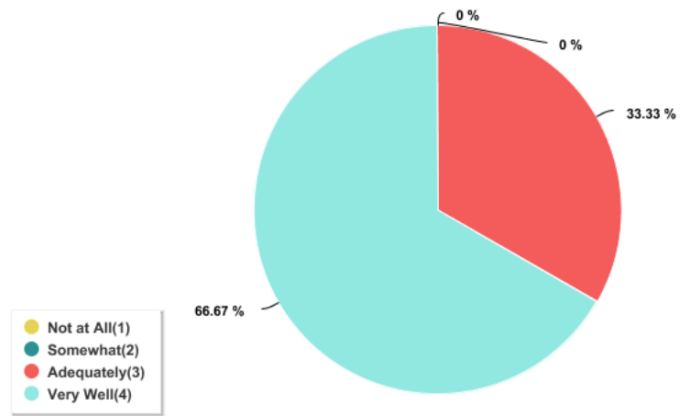
Mean: 3.67

Median: 4.00

Mode: 4.00

Standard Deviation: 0.47

Demonstrate a commitment to providing appropriate e...



Malone Alumni Survey 2017

(15-16 Graduates) N=12

Building Level

Other Responses:

- *Administration/ Dept of Instruction*

Do you plan to teach in your current district next school year? Why or why not?

Yes- 9 (75%)

No- 1 (8.33%)

Undecided- 2 (16.67%)

Responses:

- *Yes- Currently interviewing for Intervention Specialist position.*
- *Undecided- I would very much like to stay. The people I work with are fantastic, and the students are wonderful. The district has a strong sense of community [...]*
- *Yes- I enjoy the environment that this I teach in. Also my wife and I live within 15 minutes of school.*
- *Undecided- There are a lot of huge, systematic problems within the district [...]*
- *Yes- Staff is very helpful and supportive. No reason to leave. Very involved in the school.*
- *No- I am hoping to be able to find a job closer to my family and my boyfriend in a district where I can stay permanently.*
- *Yes- It is a great atmosphere. The staff is like family and my mentor is amazing!*
- *Yes- Great placement and great students*
- *Yes- The people and staff I have worked with have welcomed me in and helped my first year of teaching go smoothly. I have felt welcomed and have enjoyed working with them. I also have learned a lot, and they have provided a teaching opportunity for next year that I am also excited about.*
- *Yes- Very satisfied here.*
- *Yes- I've been offered a position.*
- *Yes- Family goes to the district. I fit in really well and get along with all of the students. Good teaching staff.*

Do you hold or have you been asked to take on any leadership roles? If so, please describe briefly.

Yes- 9 (75%)

No- 3 (25%)

Responses:

- *[...] Administrative Secretary [...]*
- *I am coaching middle school track. Not sure if that would be considered a leadership role.*
- *I am on the BLT and have also been asked to join the [...] faculty leadership team [...]*
- *Middle School student council, high school assistant track coach, middle school volleyball*
- *I was asked to lead GameSpot, an after school gaming group.*
- *Have been highly involved with coaching in three seasons*
- *I helped coach Middle School Track this year, which was a leadership role in the form of athletics. I got to work with 7th and 8th grade track athletes and get to know students in an atmosphere outside of the school setting.*
- *Building Leadership Team*
- *Was in charge of a study skills seminar we put together for the freshman class. It was designed with what we saw as weaknesses of the class, in hopes that it would help them succeed more as they progress through high school and make the transition from middle school to high school easier.*

As a graduate of the Malone Teacher Education Program, in what areas did you feel especially well prepared?

Responses (12)

- *I am well prepared with intervention strategies and working with students in a diverse classroom.*
- *I felt extremely comfortable with my experience with technology. The class helped very much! I felt prepared to write IEP's and hold meetings.*
- *My area of being well prepared was in seeking advice. Things do not always work out the way that they were planned, and a second plan is needed. Malone taught me the value of seeking others out that could give advice and new ideas on a subject. Being stuck is never a fun aspect and the best way to get through that is to ask.*
- *I feel especially well prepared in the area of servitude. I look at my role as an educator as a self-sacrificing position. I am here to serve and love every single student with which I come into contact. This also includes the difficult and unlovable students. It has broken my heart this year to see my coworkers not have the same feeling. I have actually had a coworker tell me multiple times that I need to give up on a student because he is not going to amount to anything away. As this year has progressed, I have become overwhelmingly more and more grateful for my training at Malone. I was taught to view my students as human beings with potential and, more importantly, children of God.*
- *Being professional, planned, and asking peers for advice/help.*
- *Setting clear expectations and classroom management strategies*
- *I feel very prepared in teaching as a service, not for personal gain. Also, I feel prepared in my ability to write lesson plans and lead instruction. I feel prepared in coming up with creative ideas to teach lessons, and to lead IEP meetings.*
- *Communication, compassion, being prepared for the job market*
- *I felt especially well prepared with a mindset of serving our students and the other staff and teachers. I also felt well prepared in the areas of assessments, socially-development of adolescents, and the ways to differentiate a lesson to reach all students.*
- *Reading preparation teaching life skills such as respect*
- *I felt prepared in several areas. I found my student teaching experience to be the most valuable. I think that when I started my student teaching and took the ED TPA class, I made a great deal of progress. I became much better at running a classroom in every way.*
- *Knowledgeable in the area of education laws and finding ways to use multi-modality in the classroom.*

As a graduate of the Malone Teacher Education Program, in what areas did you feel especially unprepared?

Responses (12)

- *The technology taught was not necessarily conducive to classroom settings. Our school district uses google for everything. Teachers use smart board in the classrooms. I spent a lot of time in applied technology learning about information (although very challenging and interesting) did not prepare me to step into the classroom setting.*
- *I felt slightly unprepared when it came time to find a job. I felt as though I wasn't sure of how to deal with all the rejections. It worried me a lot!*
- *As a Malone Graduate I feel like even with all of the classes and experience I only had a slight idea as to what I actually was doing the first year of teaching. This has been an on the job training, kind of learning experience. I am not sure that there is much that could be done about that, since somethings simply are not the same as the first year.*

- *The only area that I wish I had gained more knowledge in prior to entering into the work force is the teacher evaluation systems (such as OTEs and value-added data). I wouldn't classify this as especially unprepared considering my in-depth preparation for the RESA from EdTPA but I do admit that it is a gap in my knowledge.*
- *Dealing with behavior issues and being creative in classroom lessons.*
- *How to work with other staff/teachers whose ideas and beliefs and values and priorities differ greatly from my own convictions*
- *I felt unprepared in behavioral interventions and handling difficult parents. I feel that I could've been better prepared in the IEP writing process and activities for students in middle/high school grades.*
- *Technology long term lesson and unit planning in sanction with standards.*
- *I graduated with a Middle Ed. License but got a job in Special Education, so I didn't feel especially prepared in the whole Special Education department, specifically with the IEP. I also did not feel specifically prepared in the area of curriculum mapping (creating a year plan based on standards, specifically with ELA because they can be so much more broad than in math).*
- *varied assessments*
- *My behavior management skills were lacking, but I think that is true of any new teacher. I think the technology classes could be a little more relevant. I really didn't see the point in taking a Photoshop class. But to be fair, I could have put more effort into my other technology-centric classes.*
- *Dealing with students from low SES backgrounds. Working with students who have been abused in some way. In special education preparing transition plans for high school age kids. Felt very prepared as an elementary IS, but when moved to the high school did not feel prepared.*

What changes would you suggest in order to improve the Malone Teacher Education Program?

Responses (11)

- *Adapt courses and work load requirements to a graduate student life style so that schedules are adaptable to students working full time. Often professors assumed that the graduate students were already in the education field and course assignments were set up based on that misunderstanding. Often, students were adjusting work schedules to accommodate assignments that could only be completed during the day.*
- *I would suggest that more time be taken on how to start the year. There are lesson plans and how to do behavior aspects, but getting a good start would be very helpful.*
- *As mentioned above, more information regarding the teacher evaluation system after RESA*
- *More education classes for math majors (integrated subjects)*
- *The Malone Teacher Education program couldn't be made better! I am so blessed to have gotten to prepare academically, experientially, and spiritually for my teaching career at Malone University. From day 1, I was well prepared. Thank you to the faculty and staff for all you do for us throughout the process of preparing our hearts and minds for servant leadership in schools. Thank you for the guidance, the care, the prayers. Malone really is a special place.*
- *More focus on middle/high school interventions (it mainly focused on early childhood). IEP writing instruction.*
- *An emphasis on year long planning*
- *From the experience I've gained in one year, it is evident that so much of what I may not have learned at school just needed to be experienced in order to truly learn it! Malone has an awesome Teacher Education Program from what I've experienced! One thing I might add in would be to tie in preparing for State Tests/what that looks like as a teacher. I also would suggest going over the Value-Added program that accompanies the State Tests because I haven't felt like I have a solid understanding of it.*

- *content classes to be based more to standards*
- *I would get rid of the diversity class taught by Dr. Romano (if it's still offered) and try to make the classes more relevant to what teachers do in and out of the classroom and not focus so much on educational theories.*
- *For the IS program less focus on the elementary aspect and put a little more into the upper levels.*

Other comments:

Responses (5)

- *The availability of classes offered conflicted often with being able to use financial aid. You need 5 credit hours to use financial aid and there were times where there was only once course offered and there was not enough credits so I would need to pay out of pocket. Summer school classes were set up Monday - Thursday 6:00 - 10:00 which was fine unless you worked full time during the summer, again not in the educational field, and you needed to complete assignments due for the next day. There was not time allowed for the completion of those assignments worked into the schedule.*
- *Malone has done a great job of preparing me!*
- *I am thankful for all I learned at Malone and for the opportunity to go through Malone's Teacher Education Program!*
- *Overall, I was satisfied with the program. If anything, I wish I would have put more into it and tried harder.*
- *You can only prepare us so much, because nothing can prepare for all the ups and downs of teaching. Except for the transition planning for high schoolers, I felt prepared and that I had a good foundation for eventually becoming an effective educator.*