



MALONE UNIVERSITY
CHRIST'S KINGDOM FIRST

VISUAL IDENTITY GUIDELINES

VERSION 1.1 - 7/08

Contents

Introduction

Using this Manual 2

Standards for the University Logo

Logo Usage 4
 Obtaining Logos 5
 Sizing 5
 Reproduction 5
 Color Usage 6
 Safe Zones 7
 Incorrect Usage 8
 Outdated Logos 9
 Full Color Reproduction 10
 Single Color Reproduction 12
 Web Reproduction 12
 Logo Typefaces 13
 University Seal 14

Standards for the Athletic Logos

Logo Usage 16
 Obtaining the Logos 17
 Logo Sizing 17
 Reproduction 17
 Color Usage 18
 Outdated Logos 19
 Full Color Reproduction: Primary Logos 20
 Single Color Reproduction: Primary Logos 21
 Incorrect Logo Usage 22
 Full Color Reproduction: Secondary Logos 23
 Single Color Reproduction: Secondary Logos 24
 Single Color Reproduction: Secondary Logos 25
 Logo Typefaces 26

Standards for Stationery

University Letterhead 28
 Letter Format 29
 University Business Cards 30
 University Envelopes 31
 Athletic Letterhead 32
 Athletic Envelope 35
 Athletic business cards 36

Using This Manual

This manual has been prepared to ensure the success of the Malone University visual identity through consistency of use. Please read this manual and adhere to the guidelines. This manual contains specific illustration, guidelines, and examples of the approved usage of the Malone University logo and Pioneers athletic logo(s.)

All logos are available online or upon request. For further information regarding the Malone University Identity Manual or the use of the Malone University or Pioneers athletic logos, please contact the Office of University Relations at 330-471-8240.

Standards for the University Logo

Logo Usage 4

Obtaining Logos5

Sizing5

Reproduction5

Color Usage6

Safe Zones7

Incorrect Usage8

Outdated Logos9

Full Color Reproduction10

Single Color Reproduction12

Web Reproduction12

Logo Typefaces13

University Seal14

Logo Usage

The Malone University logo is the primary visual identity mark of the institution and is to be used on all stationery, merchandise, and printed and electronic publications intended for off-campus use. The logo must always contain both the wordmark and the icon. As shown below, there is a “Banner Version,” a “Centered Version,” and a “Stacked Version” of the logo. All versions are acceptable. Suggested usage of the three versions can be found on page 3 of this guide.

The logo must always be printed in two-color. Acceptable colors are “Malone Blue” – PMS 281 and “Malone Red” - PMS 187, CMYK conversion, RGB conversion, black, and white in a reversed application. Screening the logo (in any color) is unacceptable.

BANNER VERSION



CENTERED VERSION



STACKED VERSION



Obtaining the Logo

To obtain a copy of the official logo (Banner, Centered, or Stacked), contact the Office of University Relations at 330-471-8240.

Logo Sizing

The recommended minimum reproduction size of the Malone University logo is 2" in width for the Banner Version, 1-3/4" in width for the Centered Version, and 1-1/4" in width for the Stacked Version. Reducing the logos further would compromise legibility and the integrity of the logo reproduction.

Reproducing the Logo

The Malone University logo is comprised of customized graphics and type. The University requires that electronic files or camera-ready art be used for all forms of reproduction. Any attempt to recreate the art, type, or spacing and styling of the logo could result in inconsistencies in reproduction which would compromise the integrity of the logo.

BANNER VERSION



CENTERED VERSION



STACKED VERSION



Malone University Logo Colors

The official colors of the Malone University logo are “Malone Blue” (Pantone Matching System [PMS] 281) and “Malone Red” (Pantone Matching System [PMS] 187) .

Color Matching

When reproducing the logo in four-color process (CMYK) or three color process (RGB) the following formulas should be used to best match “Malone Blue” and “Malone Red”:

	PANTONE	PROCESS	RGB
	PMS 281	C:100 M:72 Y:0 K:32	R:0 G:12 B:34
	PMS 187	C:0 M:100 Y:79 K:20	R:70 G:11 B:15

CORRECT LOGO COLOR USAGE



CORRECT USAGE
TWO COLOR: PMS 281,187



CORRECT USAGE
ONE COLOR: BLACK



CORRECT USAGE
CMYK



CORRECT USAGE
ONE COLOR: WHITE

INCORRECT LOGO COLOR USAGE



INCORRECT USAGE
USING WRONG BLUE



INCORRECT USAGE
USING WRONG COLOR

Safe Zones

Each of the Malone University logos has an established safe zone. This safe zone is intended to maintain the logo's integrity and to avoid visual confusion. No other type or graphic element (including folds, trims, or edges) should fall within the safe zone shown.

The safe zone on all sides of all institutional logos is equal to the height of the small cap letters in the wordmark.



Incorrect Logo Usage

To ensure visual consistency and to promote recognition, the Malone University logo must not be altered in any way. Below are examples of some, but not all, incorrect usages of the logos.



INCORRECT USAGE
USING WORDMARK ONLY



INCORRECT USAGE
USING ICON ONLY



INCORRECT USAGE
DISTORTING PROPORTIONS



INCORRECT USAGE
DISTORTING PROPORTIONS



INCORRECT USAGE
ROTATING OR ANGLING LOGO



INCORRECT USAGE
SEPARATING ICON AND WORDMARK



INCORRECT USAGE
NOT INCLUDING
"CHRIST'S KINGDOM FIRST"



INCORRECT USAGE
MOVING ELEMENTS

Outdated logo

The Malone University visual identity system introduced in summer of 2008 is now the official identity system for the campus. Older designs that were created by or commissioned by Malone College have been withdrawn from circulation. This outdated logo is not to be reproduced on any new publications or literature. On web sites, replacement of outdated logos should be part of any planned update or redesign.



Full Color Reproduction

Adhering to the following color reproduction guidelines will create a consistent image and maintain the visual impact of the logo.

When printing over a white or light background, the logo should be reproduced in full color. On a solid dark background the logo should be represented in white.



WHITE BACKGROUND



LIGHT BACKGROUND



DARK BACKGROUND

Full Color Reproduction

Adhering to the following color reproduction guidelines will create a consistent image and maintain the visual impact of the logo.

When printing over a white or light background, the logo should be reproduced in full color. When appearing on a photo background, the following rules should be followed.



Printing on light photographs

On light photographs, a PMS two-color or solid black logo should be placed in a light untextured area for maximum legibility. It is recommended that the background be no darker than 20% in value. The background should show behind the icon.



Printing on dark photographs

On dark photographic backgrounds the white logo should be placed in the darkest area of the image for maximum contrast. The background should show behind the icon.

Single Color Reproduction

Adhering to the following color reproduction guidelines will create a consistent image and maintain the visual impact of the logo.

The logo must be printed in PMS 281. Black may be used as a substitute if only black is available. When appearing on a colored or black background, the logo appears in white.

Web Reproduction

When appearing on a web page, follow the same rules outlined for full color and photo backgrounds.



PMS 281 ON WHITE BACKGROUND



BLACK ON WHITE BACKGROUND



COLORED BACKGROUND



BLACK BACKGROUND

Logo Typeface

The type family that has been chosen is *Exposition SSI* and *Expo SSI*.

Please contact the Office of University Relations at 330-471-8240 for information on obtaining the typeface.

EXPOSITION SSI BOLD:

ABCDEFGHIJKLMNOPQRSTUVWXYZ
abcdefghijklmnopqrstuvwxyz

EXPOSITION SSI BOLD:

ABCDEFGHIJKLMNOPQRSTUVWXYZ
abcdefghijklmnopqrstuvwxyz

EXPO BOOK SSI MEDIUM:

ABCDEFGHIJKLMNOPQRSTUVWXYZ
abcdefghijklmnopqrstuvwxyz

EXPO BOOK SSI MEDIUM:

ABCDEFGHIJKLMNOPQRSTUVWXYZ
abcdefghijklmnopqrstuvwxyz

Standards for the University Seal

While the standard mark of the university is the Malone University logo, occasionally the Malone University seal may be employed. Use of the symbol is restricted, however, to certain documents including appointment certificates, diplomas, honorary degrees, transcripts, awards/citations from the Board of Trustees and Superintendent, and publications which require a more formal appearance. Written permission must be obtained by the Office of University Relations before the seal can be used.

The seal, when printed, complies to the same guidelines as the university logo (see pages 4-13). It must never be printed any smaller than 3/4" in diameter.

PMS 281



GRAYSCALE



UNIVERSITY SEAL

Standards for the Athletic Logos

Logo Usage16

Obtaining the Logos17

Logo Sizing17

Reproduction17

Color Usage18

Outdated Logos19

Full Color Reproduction: Primary Logos20

Single Color Reproduction: Primary Logos21

Incorrect Logo Usage22

Full Color Reproduction: Secondary Logos23

Single Color Reproduction: Secondary Logos24

Single Color Reproduction: Secondary Logos25


Logo Typefaces26

Logo Usage

The Malone University athletics logos are the primary visual identity mark of the institution's sports program. They are to be used on all stationery, uniforms, merchandise, and printed and electronic publications. These logos are intended solely for the Athletic Department's use. As shown below, there are two primary styles of the logo.

The logo should always be printed in three-colors whenever possible. Acceptable colors are Malone Blue - PMS 281, Malone Red - PMS 187, CMYK conversion, RGB conversion, and black. If three-color printing is not possible refer to the one color logo specifications on page 20.

PRIMARY LOGO:
 WORDMARK
 AND PIONEER



PRIMARY
 WORDMARK



Obtaining the Athletic Logos

To obtain a copy of the official athletic logos, contact the Office of University Relations at 330-471-8240.

Logo Sizing

The recommended minimum reproduction size of the primary athletic logos are 1" in width. Reducing the logos further would compromise legibility and the integrity of the logo reproduction.

Reproducing the Logo


The Malone University athletic logos are comprised of customized graphics and type. The University requires that electronic files or camera-ready art be used for all forms of reproduction. Any attempt to recreate the art, type, or spacing and styling of the logo could result in inconsistencies in reproduction which would compromise the integrity of the logo.

No other artwork may appear within 1/4 inch of any Malone University athletic logo.

PRIMARY LOGO:
WORDMARK
AND PIONEER



PRIMARY
WORDMARK



Malone University Athletic Logo Colors

The official colors of the Malone University athletics logo are “Malone Blue” (Pantone Matching System [PMS] 281), “Malone Red” (PMS 187), and Grey (PMS 421).

Color Matching

When reproducing the logo in four-color process (CMYK) or three-color process (RGB), the following formulas should be used to best match “Malone Blue,” “Malone Red,” and Grey:

	PANTONE	PROCESS	RGB
	PMS 281	C:100 M:72 Y:0 K:32	R:0 G:12 B:34
	PMS 187	C:0 M:100 Y:79 K:20	R:70 G:11 B:15
	PMS 421	C:0 M:0 Y:0 K:26	R:197 G:198 B:200

Outdated Logos

The Malone University athletic logos were introduced in summer of 2008. They are now the official identity of Malone University athletics. Older designs that were created by or commissioned by Malone College have been withdrawn from circulation.



Full Color Reproduction: Primary Athletic Logos

Adhering to the following color reproduction guidelines will create a consistent image and maintain the visual impact of the logo.

When printing over a white, light, or dark background, the primary logo should be reproduced in full color.

Whenever possible, full color should be used. Grayscale and black & white primary logos are available for use when full color is not a possibility.



PRIMARY LOGO: WORDMARK AND PIONEER

Single Color Reproduction: Primary Athletic Logos

Adhering to the following color reproduction guidelines will create a consistent image and maintain the visual impact of the logo.

The Malone University Primary Athletic logo in grayscale should be applied when use of the full color primary logo is not possible and when tonal values are requested.

The primary logo in black & white should be applied when use of the full color primary logo is not possible and when one tone is requested.

GRAYSCALE



BLACK



PMS 281



PRIMARY LOGO: WORDMARK AND PIONEER

Incorrect Logo Usage

To ensure visual consistency and to promote recognition, the Malone University athletic logo must not be altered in any way. Below are examples of some, but not all, incorrect usages of the athletic logo.



INCORRECT USAGE
 DISTORTING PROPORTIONS



INCORRECT USAGE
 SCALING SEPARATE ELEMENTS



INCORRECT USAGE
 ROTATING OR ANGLING LOGO



INCORRECT USAGE
 MOVING SEPARATE ELEMENTS



INCORRECT USAGE
 USING UNAPPROVED COLORS



INCORRECT USAGE
 SWITCHING EXISTING COLORS

Full Color Reproduction: Secondary Athletic Logos

Shown below are the Secondary Athletic Logos. These logos should be printed PMS 281, PMS 187, and PMS 421.

When printing over a white, light, or dark background, the logo should be reproduced in full color.



FULL LOGO - MALONE



FULL LOGO - MALONE UNIVERSITY



LOGO - HEAD - PIONEERS



WORDMARK - MALONE - WHITE



WORDMARK - MALONE UNIVERSITY - WHITE



LOGO - MU



WORDMARK - MALONE UNIVERSITY



WORDMARK - PIONEERS - RED



WORDMARK - MALONE_RED



WORDMARK - MU



WORDMARK - MU - PIONEERS



LOGO - FLAG - MU



ICON - HEAD

Single Color Reproduction: Secondary Athletic Logos

Adhering to the following color reproduction guidelines will create a consistent image and maintain the visual impact of the logo. These logos should be printed in a solid PMS 281 or black on a white, light, or black background.

The Malone University secondary athletic logos in grayscale should be applied when use of the full color secondary logo is not possible and when tonal values are requested.



FULL LOGO - MALONE



FULL LOGO - MALONE UNIVERSITY



LOGO - HEAD - PIONEERS



WORDMARK - MALONE - WHITE



WORDMARK - MALONE UNIVERSITY - WHITE



LOGO - MU



WORDMARK - MALONE UNIVERSITY



WORDMARK - PIONEERS_RED



WORDMARK - MALONE - RED



WORDMARK - MU



WORDMARK - MU - PIONEERS



LOGO - FLAG - MU



ICON - HEAD

Single Color Reproduction: Secondary Athletic Logos

Adhering to the following color reproduction guidelines will create a consistent image and maintain the visual impact of the logo. These logos should be printed in a solid PMS 281 or black on a white, light, or black background.

The secondary logos in black & white should be applied when use of the full color secondary logos are not possible and when one tone is requested.



FULL LOGO - MALONE



FULL LOGO - MALONE UNIVERSITY



LOGO - HEAD - PIONEERS



WORDMARK - MALONE - WHITE



WORDMARK - MALONE UNIVERSITY - WHITE



LOGO - HEAD - MU



WORDMARK - MU



WORDMARK - PIONEERS - RED



WORDMARK - MU - PIONEERS



ICON - HEAD



LOGO - FLAG - MU

Logo Typefaces

The type face primarily used with the Malone University athletic logos is *Berthold City*.

Please contact the Office of University Relations at 330-471-8240 for information on obtaining the typeface.

BERTHOLD CITY BOLD ITALIC:

ABCDEFGHIJKLMNOPQRSTUVWXYZ
abcdefghijklmnopqrstuvwxyz

BERTHOLD CITY BOLD ITALIC:

ABCDEFGHIJKLMNOPQRSTUVWXYZ
abcdefghijklmnopqrstuvwxyz

Standards for Stationery

University Letterhead28

Letter Format29

University Business Cards30

University Envelopes31

Athletic Letterheads32

Athletic Envelopes35


Athletic Business cards36

University Letterhead

Departments may use institutional letterhead or letterhead customized for their department or programs. Individual campus entities or departments **MAY NOT** design their own stationery.

Letterhead should only be printed from approved templates. When working with these templates, the position of elements should not be moved except as noted below. The diagram below uses picas which is a measurement of type equal to 12 points or approx. 1/6 inch. See page 28 for specifications on setting up a letter.

To order stationery contact the Office of University Relations at 330-471-8240.



SIZE:

8 1/2" X 11"

COLOR:

LOGO MARK:
PMS 281 AND PMS 187

TYPOGRAPHY:

PMS 281 AND PMS 187

TYPOGRAPHY:

HEAD:

EXPO BOLD
10PT OVER 11PT,

ADDRESS BLOCK:

EXPO BOOK
9PT OVER 10PT,
FLUSH RIGHT

Letter Format

Letterhead should only be printed from the approved templates. When working with a letter, the body of the letter should use the font Adobe Jenson 9pt over 14pt and stay within the margins specified.

Please contact the Office of University Relations for any situations that are not addressed by these guidelines.

2 IN. TOP MARGIN



Admissions Center
2600 Cleveland Avenue NW, Canton, Ohio 44709-3897
330.471.8145 | Fax 330.471.8149 | Toll Free 800.521.1146
www.malone.edu

September 17, 2008

Joan Brown
123 Arbitrary Avenue
Anytown, USA 12345

Dear Mrs. Brown

Lorum ipsum dolor sit ament, con; venami quis nostrud laboris nisi ut nostrdt ut aliquip exd srted ae dertsd. In redrids frfh de venami sil de thws sdes fedq diy amin. Dolor sitm nitjh; dfer trdsdf nodstrdf thikl in quis. Lorum ipsum dolor sit ament, con; venami quis nostrud laboris nisi ut nostrdt ut aliquip exd srted ae dertsd. In redrids frfh de venami sil de thws sdes fedq diy amin. Dolor sitm nitjh; dfer trdsdf nodstrdf thikl in quis. Lorum ipsum dolor sit ament, con; venami quis nostrud laboris nisi ut nostrdt ut aliquip exd srted ae dertsd. In redrids frfh de venami sil de thws sdes fedq diy amin. Dolor sitm nitjh; dfer trdsdf nodstrdf thikl in quis. Dolor sitm nitjh; dfer trdsdf nodstrdf thikl in quis. Lorum ipsum dolor sit ament, con; venami quis nostrud laboris nisi ut nostrdt ut aliquip exd srted ae dertsd. In redrids frfh de venami sil de thws sdes fedq diy amin.

Lorum ipsum dolor sit ament, con; venami quis nostrud laboris nisi ut nostrdt ut aliquip exd srted ae dertsd. In redrids frfh de venami sil de thws sdes fedq diy amin. Dolor sitm nitjh; dfer trdsdf nodstrdf thikl in quis. Lorum ipsum dolor sit ament, con; venami quis nostrud laboris nisi ut nostrdt ut aliquip exd srted ae dertsd. In redrids frfh de venami sil de thws sdes fedq diy amin. Dolor sitm nitjh; dfer trdsdf nodstrdf thikl in quis. Lorum ipsum dolor sit ament, con; venami quis nostrud laboris nisi ut nostrdt ut aliquip exd srted ae dertsd. In redrids frfh de venami sil de thws sdes fedq diy amin. Dolor sitm nitjh; dfer trdsdf nodstrdf thikl in quis.

Dolor sitm nitjh; dfer trdsdf nodstrdf thikl in quis. Lorum ipsum dolor sit ament, con; venami quis nostrud laboris nisi ut nostrdt ut aliquip exd srted ae dertsd. In redrids frfh de venami sil de thws sdes fedq diy amin. Dolor sitm nitjh; dfer trdsdf nodstrdf thikl in quis. Lorum ipsum dolor sit ament, con; venami quis nostrud laboris nisi ut nostrdt ut aliquip exd srted ae dertsd. In redrids frfh de venami sil de thws sdes fedq diy amin. Dolor sitm nitjh; dfer trdsdf nodstrdf thikl in quis. Lorum ipsum dolor sit ament, con; venami quis nostrud laboris nisi ut nostrdt ut aliquip exd srted ae dertsd. In redrids frfh de venami sil de thws sdes fedq diy amin. Dolor sitm nitjh; dfer trdsdf nodstrdf thikl in quis. Lorum ipsum dolor sit ament, con; venami quis nostrud laboris nisi ut nostrdt ut aliquip exd srted ae dertsd. In redrids frfh de venami sil de thws sdes fedq diy amin. Dolor sitm nitjh; dfer trdsdf nodstrdf thikl in quis. Lorum ipsum dolor sit ament, con; venami quis nostrud laboris nisi ut nostrdt ut aliquip exd srted ae dertsd. In redrids frfh de venami sil de thws sdes fedq diy amin. Dolor sitm nitjh; dfer trdsdf nodstrdf thikl in quis. Lorum ipsum dolor sit ament, con; venami quis nostrud laboris nisi ut nostrdt ut aliquip exd srted ae dertsd. In redrids frfh de venami sil de thws sdes fedq diy amin. Dolor sitm nitjh; dfer trdsdf nodstrdf thikl in quis.

Sincerely,

John Smith
Vice President

1.25 IN.
LEFT MARGIN


1.25 IN.
LEFT MARGIN

2 IN. BOTTOM MARGIN

Business Cards

The business card format below is to be used by all campus personnel. Individual campus entities, departments, or personnel **MAY NOT** design their own stationery. The diagram below uses picas which is a measurement of type equal to 12 points or approx. 1/6 inch.

To order stationery, contact the Office of University Relations at 330-471-8240.



FRONT:

SIZE: 3 1/2" X 2"

COLOR:

LOGO MARK: PMS 281 AND PMS 187
TYPOGRAPHY: PMS 281

NAME: EXPO BOLD, 9PT OVER 9PT, FLUSH LEFT

TITLE: EXPO BOOK, 8PT OVER 9PT, FLUSH LEFT

DEPARTMENT NAME:

EXPO BOOK, 8PT OVER 9PT, FLUSH LEFT

ADDRESS BLOCK, TELEPHONE, FAX, AND E-MAIL:

EXPO 8PT OVER 9PT, FLUSH LEFT

BACK:

SIZE: 3 1/2" X 2"


COLOR:

LOGO MARK: WHITE
BACKGROUND: PMS 187
TYPOGRAPHY: WHITE

WEBSITE: EXPO BOLD, 7PT, CENTERED

Standard Envelopes

Envelopes should only be printed from approved templates. When working with these templates, the position of elements should not be moved except as noted below. The diagram below uses picas which is a measurement of type equal to 12 points or approx. 1/6 inch.



10 ENVELOPE

SIZE

9-1/2" X 4-1/8"

COLOR:

LOGO MARK: PMS 281 AND PMS 187

TYPOGRAPHY: PMS 281

ADDRESS BLOCK:

EXPO BOOK 8PT OVER 9.5PT, FLUSH LEFT


EXPO BOLD 8PT OVER 9.5PT, FLUSH LEFT

Athletic Letterhead - Wordmark Version

The Athletic Department is the only authorized user of this letterhead. Individual campus entities or departments **MAY NOT** design their own stationery.

Letterhead should only be printed from approved templates. When working with these templates, the position of elements should not be moved except as noted below. The diagram below uses picas which is a measurement of type equal to 12 points or approx. 1/6 inch. See page 28 for specifications on setting up a letter.

To order stationery, contact the Office of University Relations at 330-471-8240.



SIZE:

8 1/2" X 11"

COLOR:

LOGO MARK:

PMS 281 AND PMS 187

TYPOGRAPHY:

PMS 281 AND PMS 187

TYPOGRAPHY:

HEAD:

BERTHOLD CITY BOLD ITALIC
 12.5PT

TITLE:

EXPO BOLD
 9PT OVER 10PT,
 FLUSH LEFT

ADDRESS BLOCK:


EXPO BOOK
 9PT OVER 10PT,
 FLUSH LEFT

Athletic Letterhead - Wordmark and Icon Version

The Athletic Department is the only authorized user of this letterhead. Individual campus entities or departments **MAY NOT** design their own stationery.

Letterhead should only be printed from approved templates. When working with these templates, the position of elements should not be moved except as noted below. The diagram below uses picas which is a measurement of type equal to 12 points or approx. 1/6 inch. See page 28 for specifications on setting up a letter.

To order stationery, contact the Office of University Relations at 330-471-8240.



SIZE:

8 1/2" X 11"

COLOR:

LOGO MARK:

PMS 281 AND PMS 187

TYPOGRAPHY:

PMS 281 AND PMS 187

TYPOGRAPHY:

HEAD:

BERTHOLD CITY BOLD ITALIC
12.5PT

TITLE:

EXPO BOLD
9PT OVER 10PT,
FLUSH LEFT

ADDRESS BLOCK:

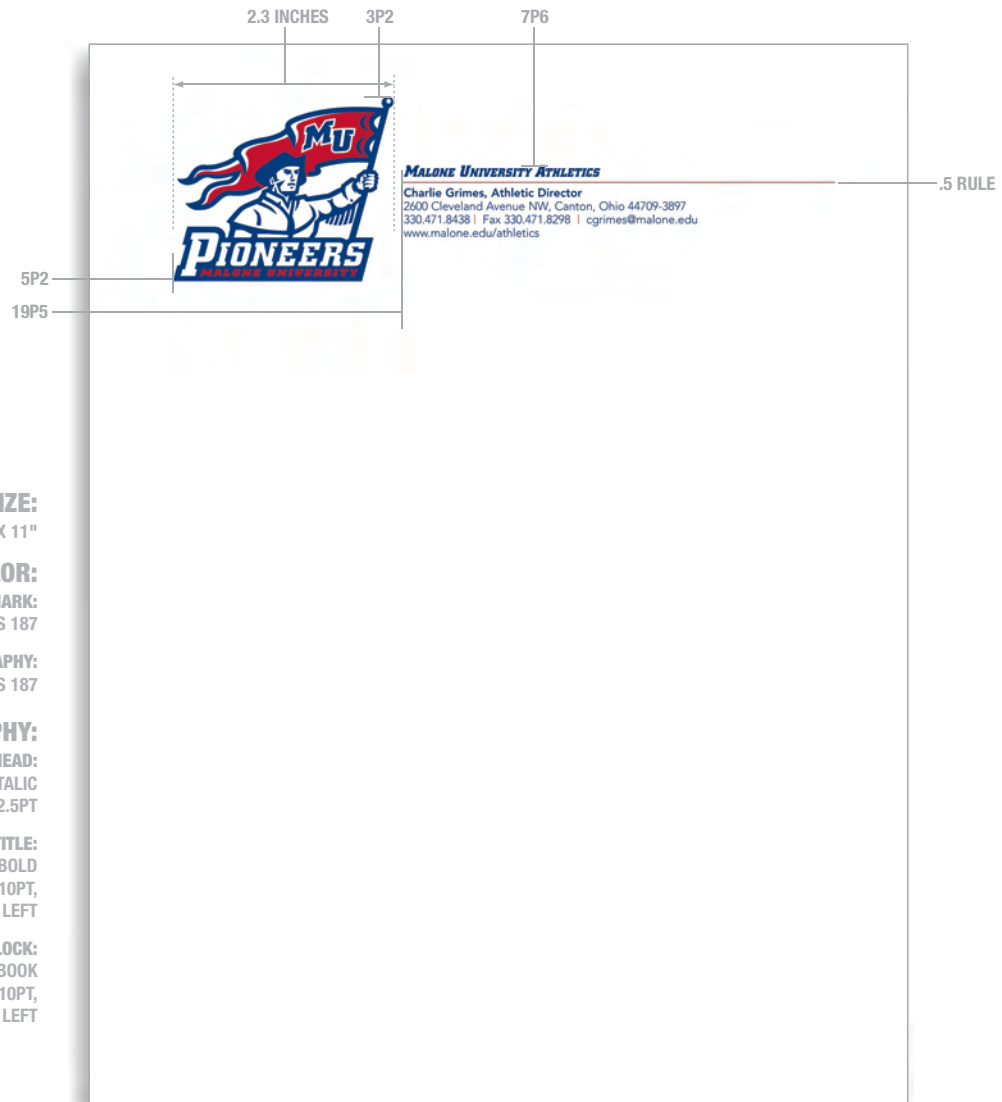
EXPO BOOK
9PT OVER 10PT,
FLUSH LEFT

Athletic Department Letterhead

The Athletic Department is the only authorized user of this letterhead. Individual campus entities or departments **MAY NOT** design their own stationery.

Letterhead should only be printed from approved templates. When working with these templates, the position of elements should not be moved except as noted below. The diagram below uses picas which is a measurement of type equal to 12 points or approx. 1/6 inch. See page 28 for specifications on setting up a letter.

To order stationery, contact the Office of University Relations at 330-471-8240.



SIZE:

8 1/2" X 11"

COLOR:

LOGO MARK:

PMS 281 AND PMS 187

TYPOGRAPHY:

PMS 281 AND PMS 187

TYPOGRAPHY:

HEAD:

BERTHOLD CITY BOLD ITALIC
 12.5PT

TITLE:

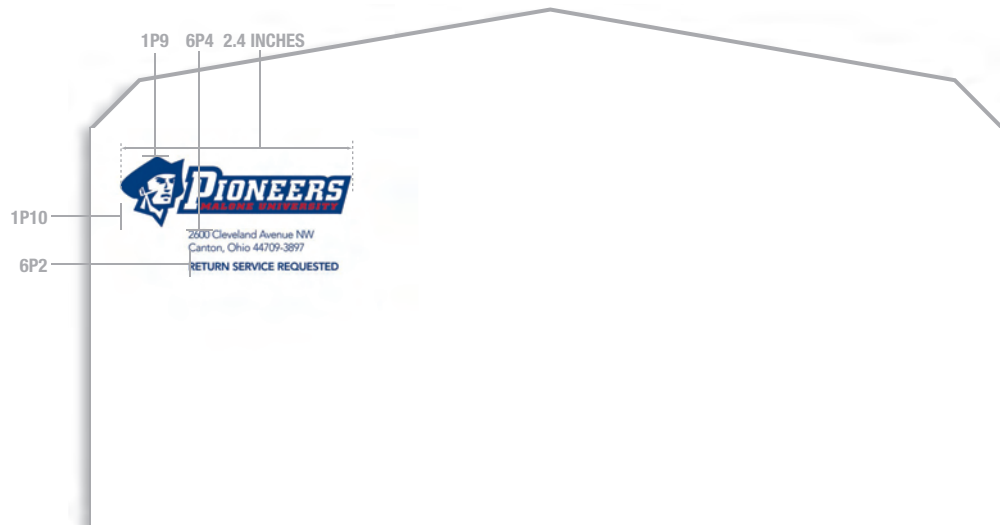

EXPO BOLD
 9PT OVER 10PT,
 FLUSH LEFT

ADDRESS BLOCK:

EXPO BOOK
 9PT OVER 10PT,
 FLUSH LEFT

Athletic Envelopes

Envelopes should only be printed from approved templates. When working with these templates, the position of elements should not be moved except as noted below. The diagram below uses picas which is a measurement of type equal to 12 points or approx. 1/6 inch.



10 ENVELOPE

SIZE
 9-1/2" X 4-1/8"


COLOR:
 LOGO MARK: PMS 281 AND PMS 187
 TYPOGRAPHY: PMS 281

ADDRESS BLOCK:
 EXPO BOOK, 8PT OVER 9.5PT, FLUSH LEFT
 EXPO BOLD, 8PT OVER 9.5PT, FLUSH LEFT

Athletic Business Cards - Wordmark Version

The athletic business card format below is to be used only by athletic department personnel. Individual campus entities, departments, or personnel **MAY NOT** design their own stationery. The diagram below uses picas which is a measurement of type equal to 12 points or approx. 1/6 inch.

To order stationery, contact the Office of University Relations at 330-471-8240.



FRONT:

SIZE: 3 1/2" X 2"

COLOR:

LOGO MARK: PMS 281 AND PMS 187
 TYPOGRAPHY: PMS 281 AND PMS 187

NAME: EXPO BOLD, 9PT OVER 9PT, FLUSH LEFT

TITLE: EXPO BOOK, 8PT OVER 9PT, FLUSH LEFT

ADDRESS BLOCK: EXPO BOOK, 8PT OVER 9PT, FLUSH LEFT

BACK:

SIZE: 3 1/2" X 2"

COLOR:

LOGO MARK: PMS 281
 TYPOGRAPHY: PMS 281


WEBSITE:

EXPO BOLD, 9PT

Athletic Business Cards - Wordmark and Icon Version

The athletic business card format below is to be used only by athletic department personnel. Individual campus entities, departments, or personnel **MAY NOT** design their own stationery. The diagram below uses picas which is a measurement of type equal to 12 points or approx. 1/6 inch.

To order stationery, contact the Office of University Relations at 330-471-8240.



FRONT:

SIZE: 3 1/2" X 2"

COLOR:

LOGO MARK: PMS 281 AND PMS 187
 TYPOGRAPHY: PMS 281 AND PMS 187

NAME: EXPO BOLD, 9PT OVER 9PT, FLUSH LEFT

TITLE: EXPO BOOK, 8PT OVER 9PT, FLUSH LEFT

ADDRESS BLOCK: EXPO BOOK, 8PT OVER 9PT, FLUSH LEFT

BACK:

SIZE: 3 1/2" X 2"

COLOR:

LOGO MARK: PMS 281
 TYPOGRAPHY: PMS 281

WEBSITE:

EXPO BOLD, 9PT